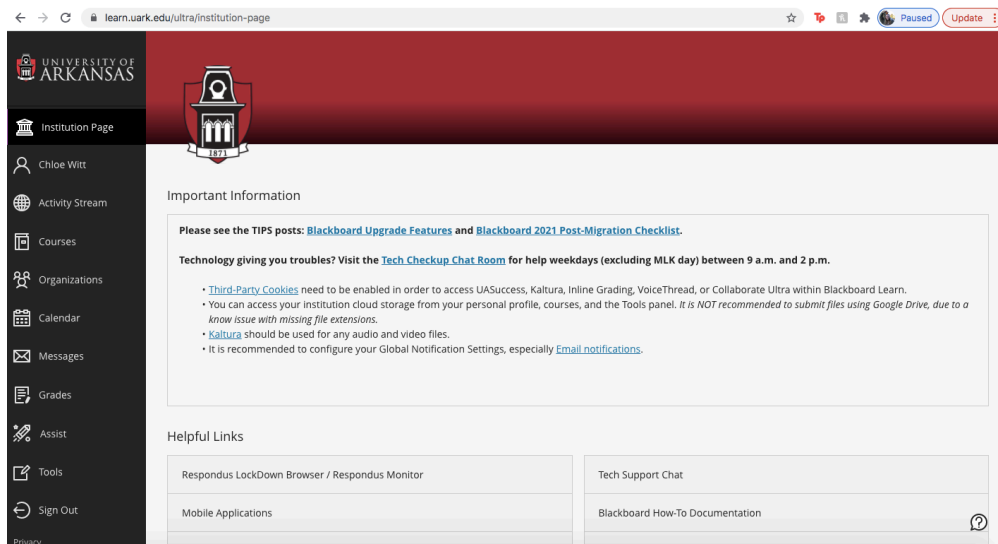
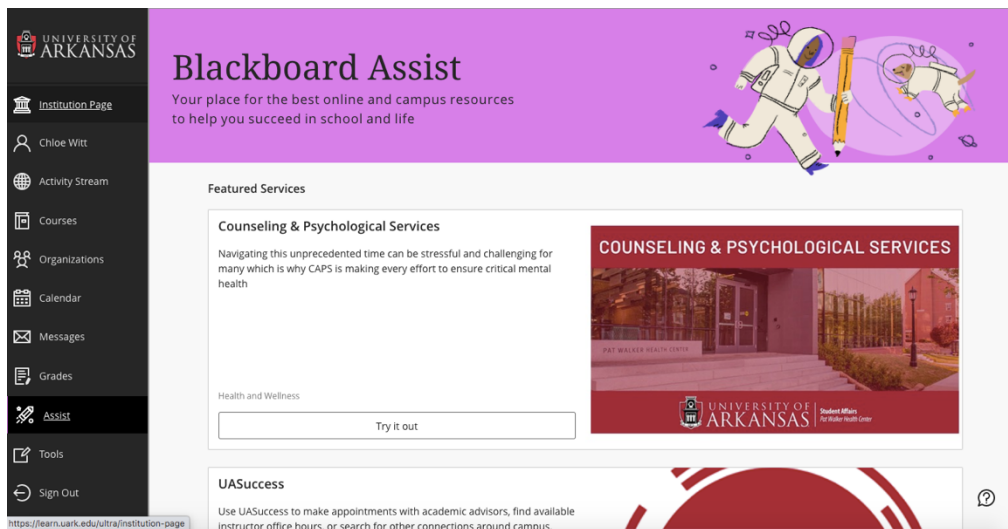


HOW TO SET UP AN APPOINTMENT IN UASUCCESS

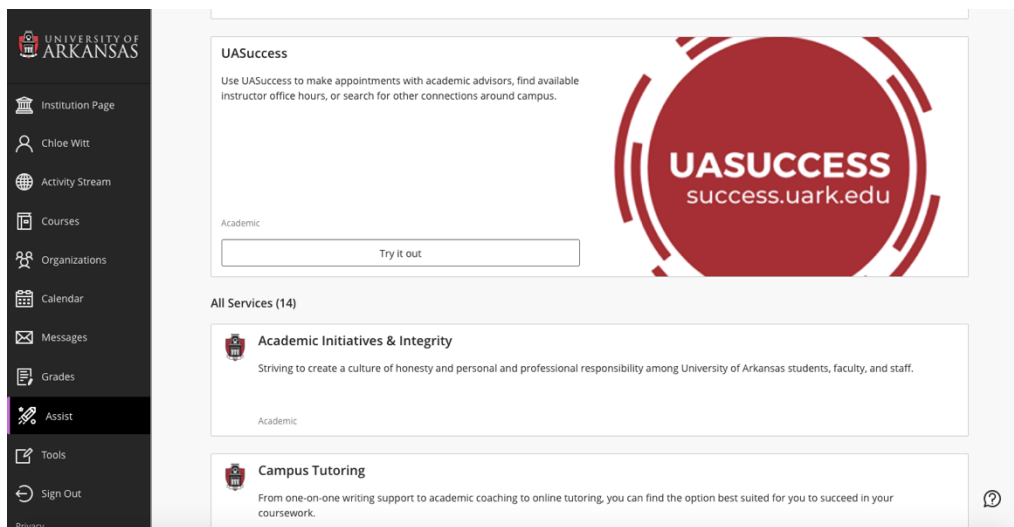
1. Log on to Blackboard at learn.uark.edu.



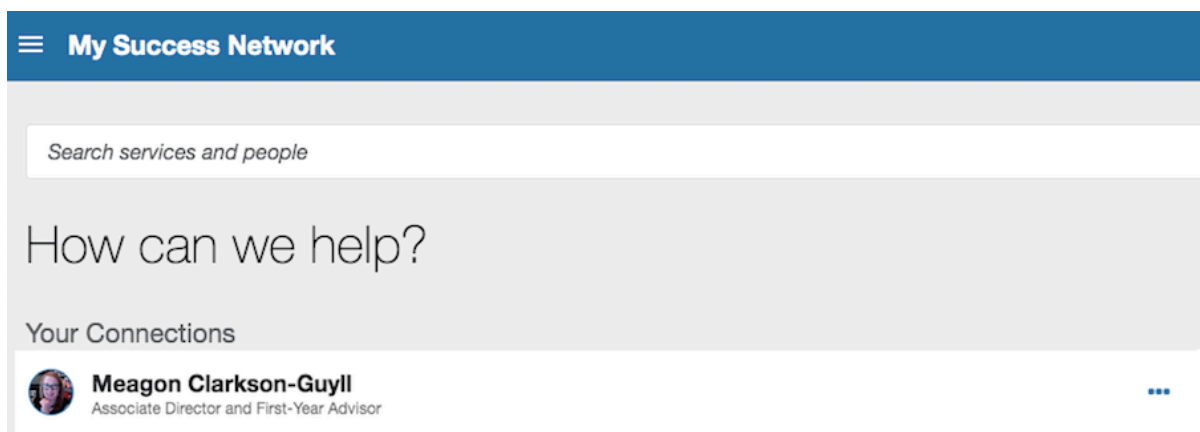
2. Once logged in, on the left-hand side menu, click on the assist tab.



3. Scroll down to UASuccess This will launch the application.



4. Once the application is launched, you will see a page called “My Success Network.” Under “Your Connections”, you will see your advisor and any other faculty members who use UASuccess. Choose the advisor or faculty member that you would like to schedule an appointment with by clicking the three blue dots on the right-hand side. Click the top option that says schedule.



5. Follow the prompts to set up an appointment such as “What do you need help with?”, “what day and time works best for you?, etc.

↑ Schedule Appointment

🔍 Search for Students



Meagon Clarkson-Guyll
Associate Director and First-Year Advisor

What do you need help with?

ARSC Advising

☒ (ARSC) Academic Advising

CANCEL

CONTINUE

↑ Schedule Appointment

🔍 Search for Students



Meagon Clarkson-Guyll
Associate Director and First-Year Advisor

What day and time works for you?

The appointment times you see do not overlap with your already scheduled appointments.

01-25-2021 → 02-21-2021

Show: All session types

← January 2021 →

Su	Mo	Tu	We	Th	Fr	Sa
					1	2
3	4	5	6	7	8	9
10	11	12	13	14	15	16
17	18	19	20	21	22	23
24	25	26	27	28	29	30

Tuesday, January 26

6 available

☒ 1:15 pm - 1:30 pm
Zoom

15m

☐ 1:30 pm - 1:45 pm
Zoom

15m

☐ 1:45 pm - 2:00 pm
Zoom

15m

BACK

CONTINUE